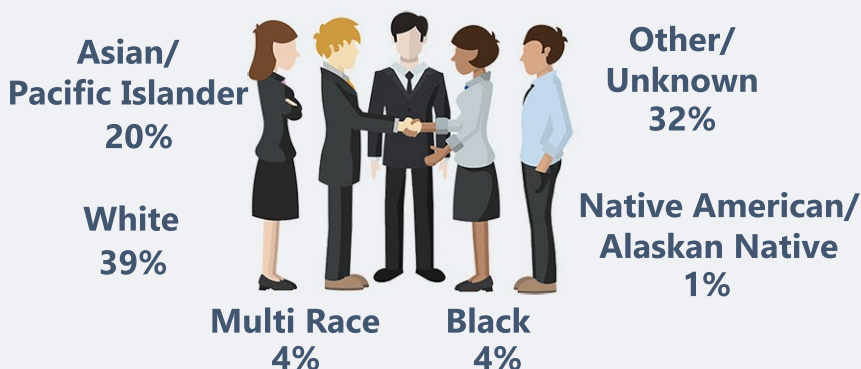
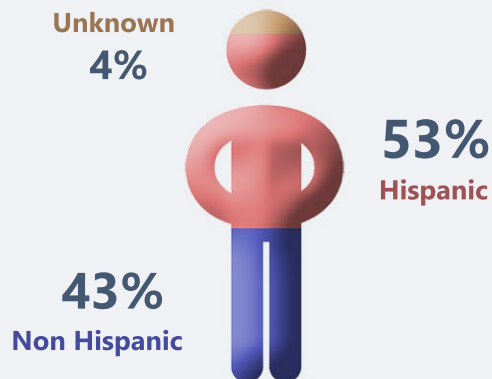


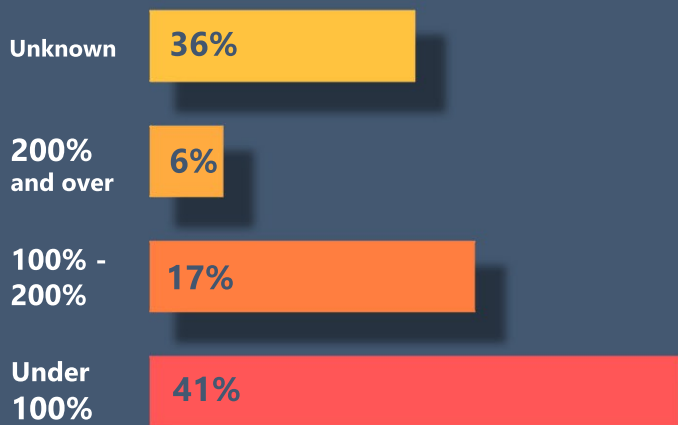
Race



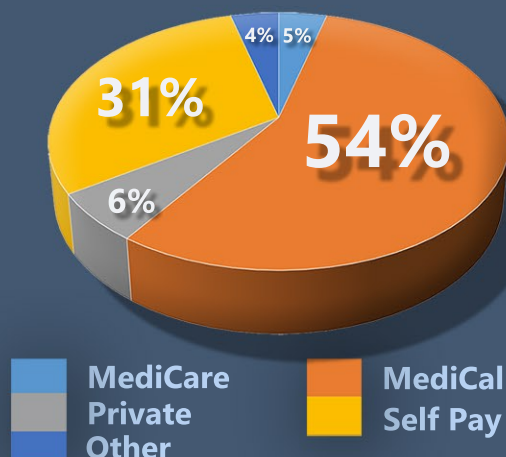
Ethnicity



Income Level by FPL



Payment Source

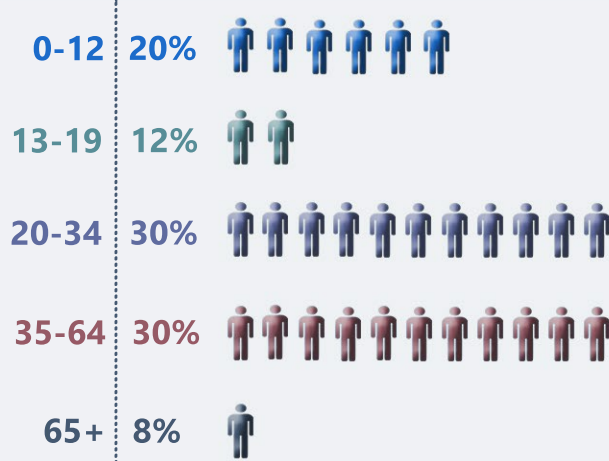


Annual household "living wage" income for a family of four is: \$95,204. The Federal Poverty Level is **\$25,100** for a family of four. Nearly HALF of families in CHP patient network make LESS than \$25,100 per year.

Gender



Age



2018 Profile of Member Community Health Centers

Mission: Advocate for affordable and accessible health services for our diverse and multicultural communities regardless of socioeconomic, ethnic, religious, or cultural background, and to support our member organizations in achieving these goals.



Member Community Health Organizations

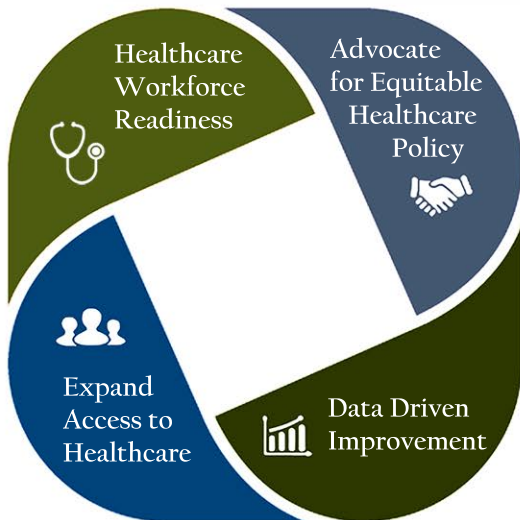
Asian Americans for Community Involvement
Gardner Family Health Network
Indian Health Center of Santa Clara Valley
Mar Monte Community Clinic
MayView Community Health Center

North East Medical Services
Planned Parenthood Mar Monte
Ravenswood Family Health Center
RotaCare Bay Area Incorporated
School Health Clinics of Santa Clara Co.

Total Number of Community Health Centers Reporting - 10 (39 Sites)

Patient Population: 165,435 Encounters: 464,088

Priority Areas and 2018 Key Activities



Preventing Heart Attacks and Strokes Every Day
Evidence based population health program implemented in CHCs designed to reduce heart attacks and strokes for patients at risk of cardiovascular disease.

Patient Care Access Program
Developed to expand access to the remaining uninsured in Santa Clara County who are not eligible for MediCal.

Patient Centered Communication
Train-the-trainer workshops given to clinic leadership in this patient centered approach to communication and treatment using the CI CARE model.

Civic Engagement Academy
Six-week workshop series created to inform CHC staff and consumer board members on history of CHCs, legislative process, communication skills, and problem solving.