



# 2012 Profile of Community Health Centers

Santa Clara & San Mateo County

**Data Source** This profile is based on data from January 1 to December 31, 2012 submitted to the Office of Statewide Health Planning and Development (OSHPD).

## Member Community Health Organizations

Asian Americans for Community Involvement  
 Gardner Family Health Network  
 Indian Health Center of Santa Clara Valley  
 Mar Monte Community Clinic  
 MayView Community Health Centers  
 North East Medical Services

Planned Parenthood Mar Monte  
 Ravenswood Family Health Center  
 RotaCare Bay Area, Inc.  
 San Jose Foothill Family Community Clinic  
 School Health Clinics of Santa Clara County

**Total Number of Community Health Organizations Reporting** – 11 (43 sites)

**Total Number of Federally Qualified Health Centers Reporting** – 5 (14 sites)

Patient Profile		
Total patients	166,535	
Female	116,226	(70%)
Male	49,704	(30%)
Total patient encounters	451,883	

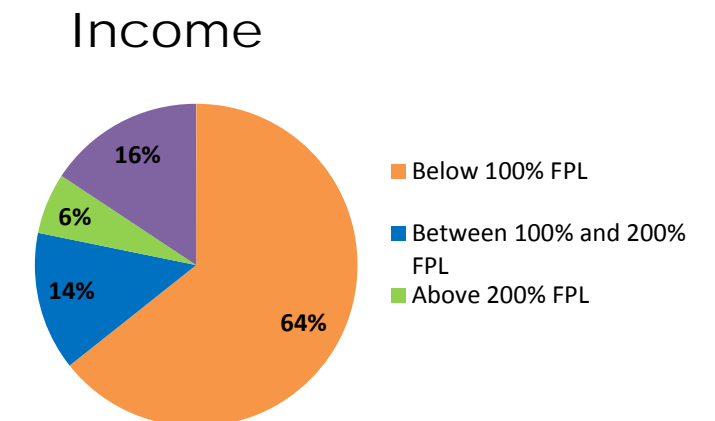
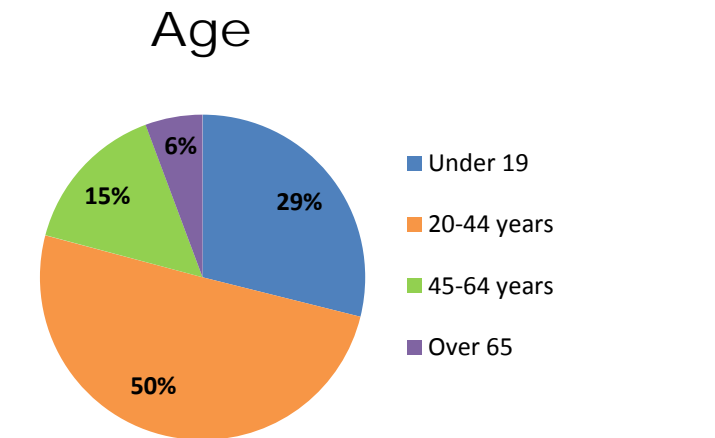
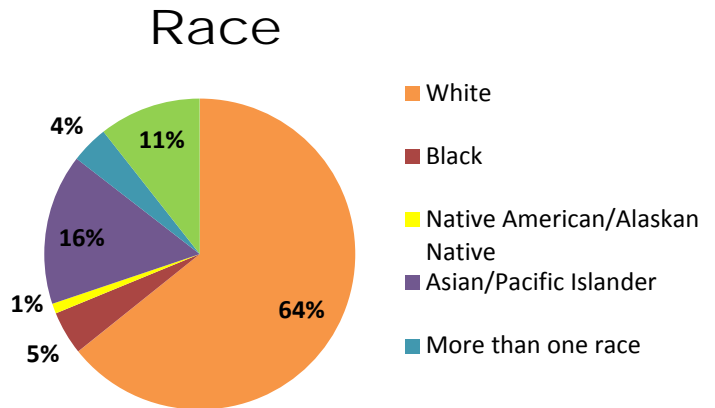
Patients by Race	
White (includes Hispanic)	106,997
Black or African American	7,549
Native American/Alaskan Native	1,725
Asian/Pacific Islander	26,090
More than one race	6,495
Other/Unknown	17,679

Note: 64% of patients are Hispanic.

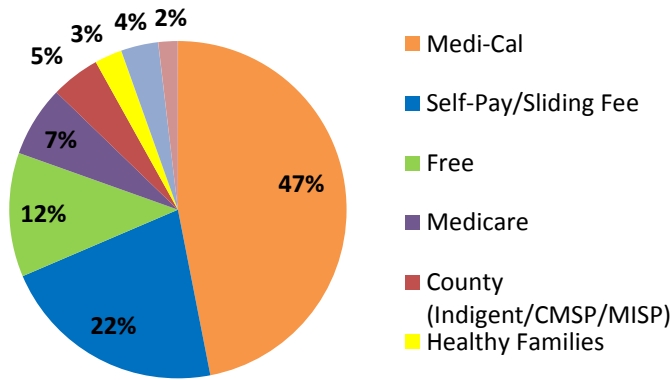
Patients by Age	
Under 19 years	48,141
20 - 44 years	83,683
45 - 64 years	25,240
65 years and over	9,471

Patients by Income	
Below 100% FPL	107,109
Between 100% and 200% FPL	23,137
Above 200% FPL	10,163
Unknown	26,126

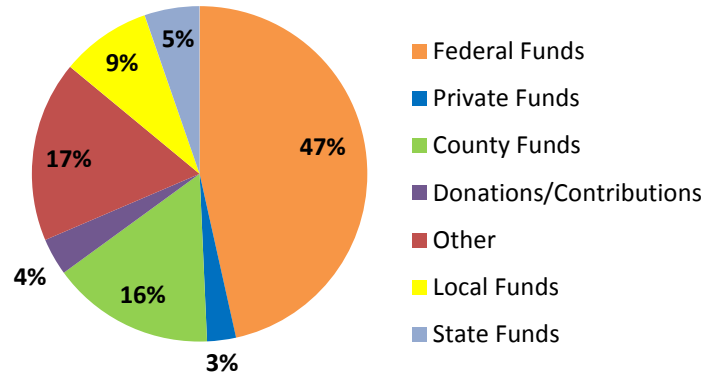
Note: Income reported as a percentage of the federal poverty level (FPL).



## Encounters by Payment Source



## Other Operating Revenue



### Encounters and Revenue by Payment Source

Payment Source	Encounters	Net Patient Revenue
Medi-Cal Managed Care	88,799	\$13,764,384
Medi-Cal	70,232	\$13,427,139
Self-pay/Sliding fee	73,301	\$4,465,957
Free	40,316	\$0
Medicare	22,071	\$2,911,081
County Indigent/CMSP/MISP	15,919	\$2,522,209
Healthy Families	8,888	\$1,157,573
Private insurance	2,164	\$1,588,265
All other payers	6,340	\$737,768
Medicare Managed Care	895	\$489,453

### Episodic Programs

Family PACT	97,568	\$12,502,642
CHDP	11,118	\$1,394,685
Breast Cancer	4,182	\$250,152

**Total** **451,883** **\$55,210,308**

### Top Encounters by Principal Diagnosis

Family planning	99,052
Dental	36,255
Endocrine system	31,306
Symptoms, signs and ill-defined conditions	25,473
Nervous system	20,964
Circulatory system	20,164
Respiratory system	17,446
Musculoskeletal system	12,765
Behavioral	10,555

### Other Operating Revenue

Federal funds	\$ 14,527,199
State funds	\$1,660,909
County funds	\$4,901,300
Local funds	\$2,712,049
Private funds	\$865,054
Donations/Contributions	\$1,117,436
Other	\$5,444,495

**Total** **\$31,228,442**

### TOTAL OPERATING REVENUE

**\$86,438,750**



100 N. Winchester Blvd  
Suite 250  
Santa Clara, CA 95050

Phone: 408-556-6605  
Fax: 408-556-6617

[www.chpscc.org](http://www.chpscc.org)  
[/communityhealthpartnership](https://www.facebook.com/communityhealthpartnership)  
[@CHPartnership](https://twitter.com/CHPartnership)